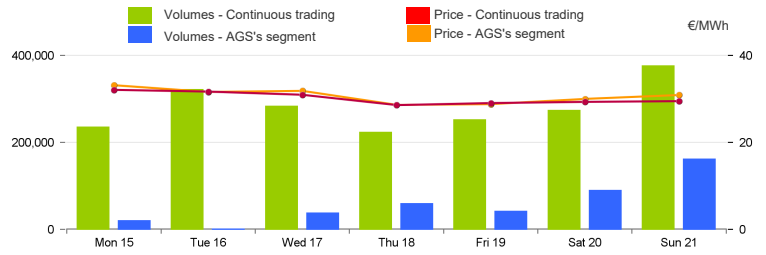


Spot Gas Market (MP-GAS)

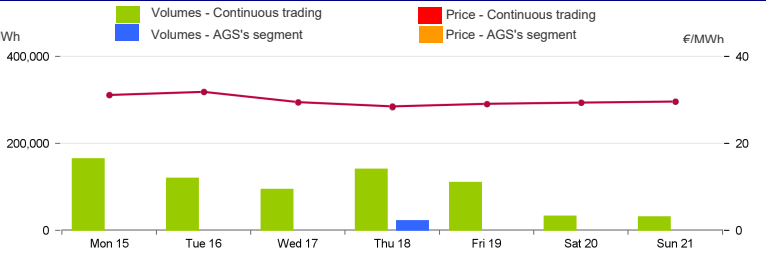
Day-Ahead Gas Market (MGP-GAS)

	Price. €/MWh				Volumes. MWh			
	Average	Var	Min	Max	Total	Var	Daily Products	WE Product
Continuous trading	30.32	-8.2%	28.00	34.00	1,961,832	-1.8%	1,458,360	503,472
	Price. €/MWh				Volumes. MWh			
	Average	Var	Min	Max	Total	Var	Purchases SRG	Sales SRG
AGS's segment	30.70	-8.2%	28.61	33.15	407,664	+76.1%	288,000	119,664



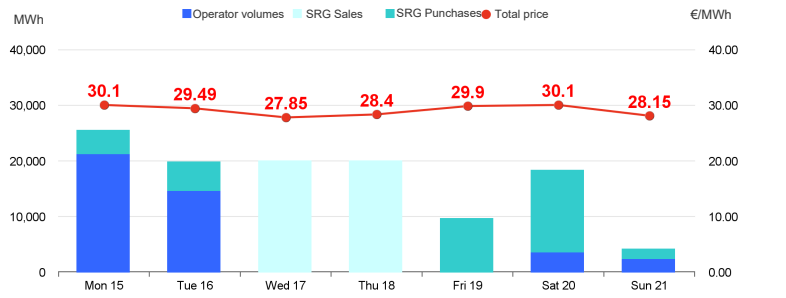
Intra-Day Gas Market (MI-GAS)

	Price. €/MWh				Volumes. MWh			
	Average	Var	Min	Max	Total	Var	Purchases SRG	Sales SRG
Continuous trading	29.87	-11.0%	28.00	33.30	691,392	-37.4%	-	-
	Price. €/MWh				Volumes. MWh			
	Average	Var	Min	Max	Total	Var	Purchases SRG	Sales SRG
AGS's segment	28.40	-	28.40	28.40	21,984	-	-	21,984



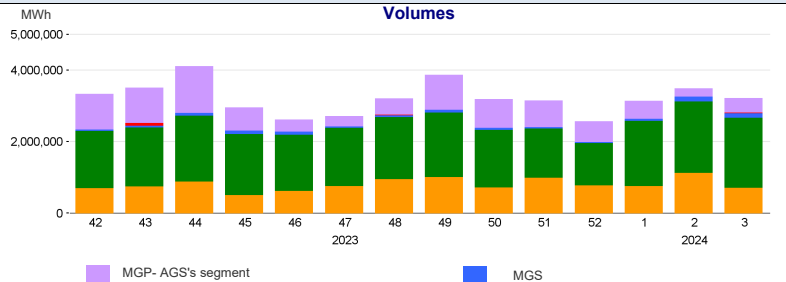
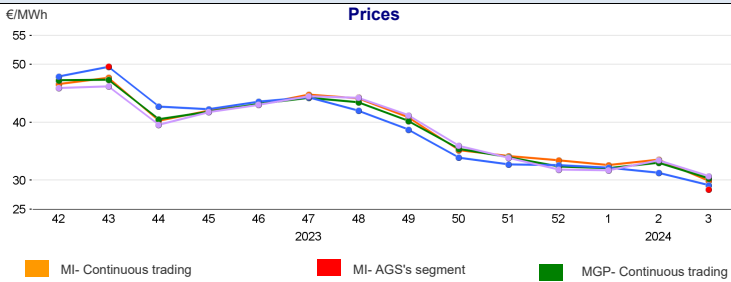
Market for the trading of gas stored (MGS-GAS)

Week	Storage	3	2
Price. (1) €/MWh	Stogit	29.14	31.28
	Edison Stoccaggio	-	-
	Total	29.14	31.28
Volumes. MWh	Stogit	117,374	140,087
	Edison Stoccaggio	-	-
	Total	117,374	140,087
SRG Activity. MWh	Purchases	36,024	26,249
	Balancing (2)	36,024	26,249
	Other purposes (3)	-	-
	Sales	40,000	40,000
	Balancing (2)	40,000	40,000
Other purposes (3)	-	-	



1) The Total price is calculated as a weighted average price for the total volumes exchanged in each storage system.
2) To securely manage any expected deviations between overall network injections and withdrawals pursuant to Art. 2.5 of Annex A, AEEGSI's Resolution 312/2016/R/gas
3) Stored gas trades by Snam Rete Gas (SRG) not included in "Balancing"

Weekly evolution



Forward Gas Market (MT-GAS)

Products	Market				OTC		Total		Open interest*			
	Minimum Price	Maximum Price	Check Price*	Trades	Volumes	Registrations	Volumes	Volumes	change %	Open interest*		
	€/MWh	€/MWh	€/MWh	change %	N.	MWh/d	N.	MWh/d	MWh/d	change %	MWh/d	MWh
M-2024-02	-	-	31.04	0.0%	-	-	-	-	-	-	-	-
M-2024-03	-	-	30.91	0.0%	-	-	-	-	-	-	-	-
Q-2024-02	-	-	31.12	0.0%	-	-	-	-	-	-	-	-
Q-2024-03	-	-	31.47	0.0%	-	-	-	-	-	-	-	-
Q-2024-04	-	-	34.92	0.0%	-	-	-	-	-	-	-	-
SS-2024	-	-	31.21	0.0%	-	-	-	-	-	-	-	-
WS-2024/2025	-	-	35.53	0.0%	-	-	-	-	-	-	-	-
BoM-2024-01	-	-	33.27	2.7%	-	-	-	-	-	-	-	-
Q-2025-01	-	-	36.36	0.0%	-	-	-	-	-	-	-	-
M-2024-04	-	-	31.43	0.0%	-	-	-	-	-	-	-	-
CY-2025	-	-	36.92	0.0%	-	-	-	-	-	-	-	-
Total											0	0

*Referred to the last session of the week